

WHAT ARE THE BENEFITS OF THE PATHWAYS?

Map of Medicine is the vehicle for accessing the Whanganui District Collaborative Clinical Pathways.

These pathways provide health professionals throughout the Whanganui District with patient-centred, evidence-based best practice care.

WHO CAN ACCESS MAP OF MEDICINE?

Map of Medicine is accessible free of charge to any approved health professional providing care within the Whanganui District.

HOW DO I LOG IN?

It is important to log-on as yourself. This will ensure that any **Personal Notes** or **Referrals** are attached to your profile.

CAN'T ACCESS MAP OF MEDICINE?

To receive a username and password for Map of Medicine please email alaina.glue@wrpho.org.nz with your name, organisation, role and contact details.

WHERE DO I ACCESS MORE INFORMATION?

For more information on the CCP Programme contact Alaina Glue on alaina.glue@wrpho.org.nz or visit <http://clinicalpathwayswhanganui.wordpress.com/>.

HOW CAN I PROVIDE FEEDBACK ON THE PATHWAYS?

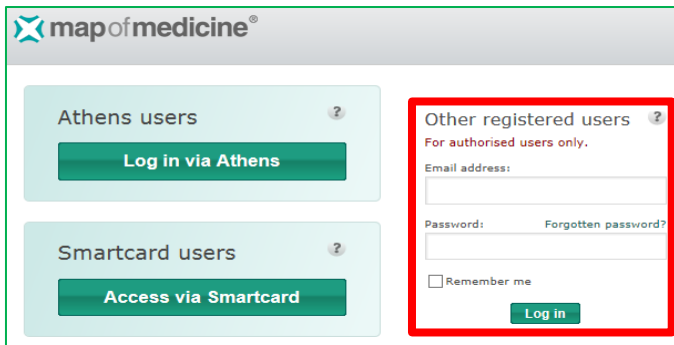
You can provide feedback (clinical and non-clinical) on the pathways by using the feedback functionality within Map of Medicine. In the bottom right hand corner of each pathway screen you will find a feedback button, this is also located on the home page when you log into Map of Medicine.

I AM INTERESTED IN WORKING ON A PATHWAY, WHO DO I CONTACT?

If you would like to be on a Pathway Working Group as a member or Clinical Lead, or you would like to suggest a pathway for development, please contact Alaina Glue on alaina.glue@wrpho.org.nz with your details.

HOW CAN I ACCESS MAP OF MEDICINE?

Internet Explorer: Go to
<http://app.mapofmedicine.com>



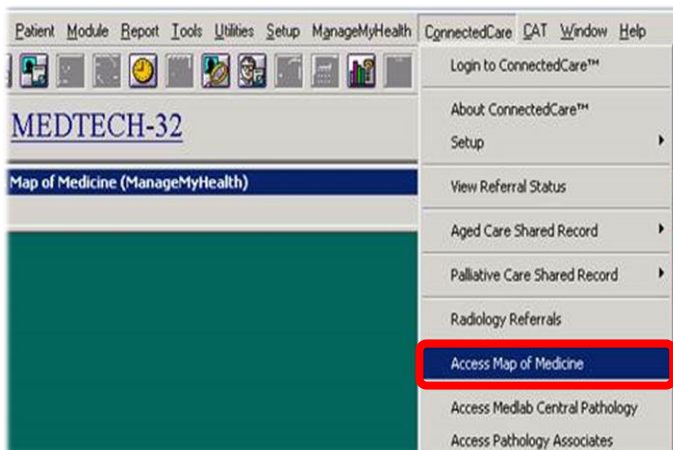
The screenshot shows the Map of Medicine login interface. It features two main login options on the left: 'Athens users' with a 'Log in via Athens' button, and 'Smartcard users' with an 'Access via Smartcard' button. On the right, there is a section for 'Other registered users' (highlighted with a red box) which includes a 'For authorised users only.' notice, an 'Email address:' field, a 'Password:' field with a 'Forgotten password?' link, a 'Remember me' checkbox, and a 'Log in' button.

WRHN Intranet Page



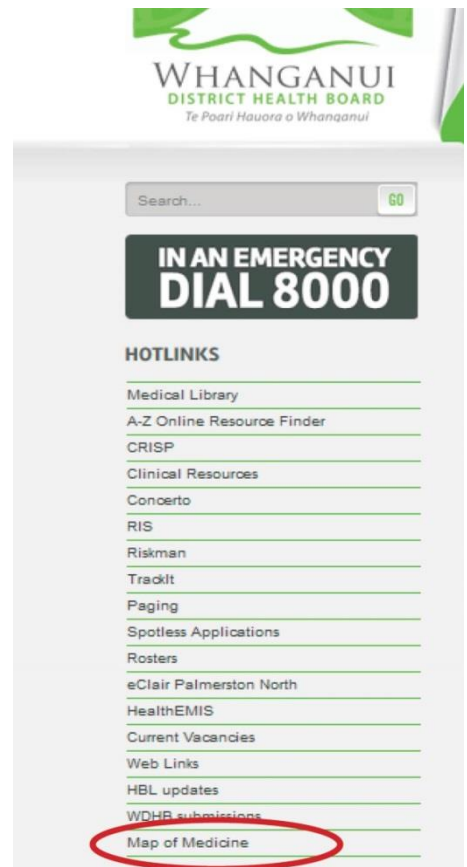
The screenshot shows the WRHN Intranet Page. At the top left is the Whanganui Regional Health Network logo. The main header is blue with the text 'PHinet' and 'WRPHO Primary Health intranet'. Below the header is a navigation menu with links for Home, Calendar, Child Health, Contact Us, Discussion Forums, Downloads, Education, and FAQs. On the right side, there are several service logos: Whanganui District Health Board Concerto, Medlab Eclair, and a 'FAMILY VIOLENCE IT'S NOT OK' logo. The 'Map of Medicine' logo, which is a blue square with a white 'X', is highlighted with a red box.

Medtech: via ConnectedCare tab



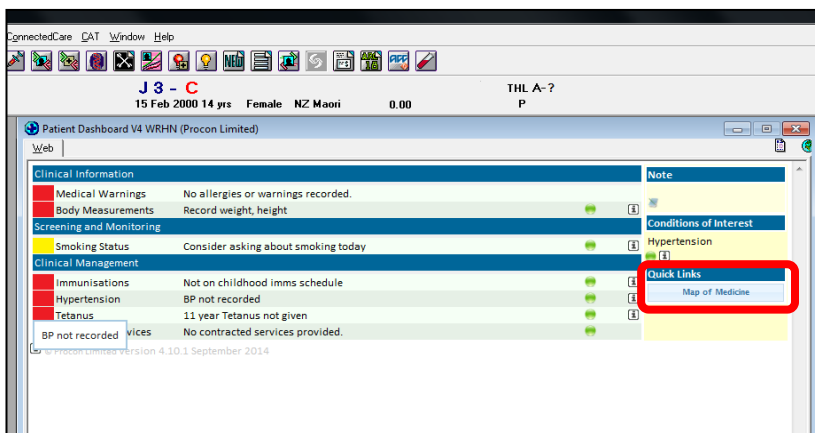
The screenshot shows the Medtech interface. The top menu includes Patient, Module, Report, Tools, Utilities, Setup, ManageMyHealth, ConnectedCare, CAT, Window, and Help. The 'ConnectedCare' tab is selected. On the right side, there is a list of options: 'Login to ConnectedCare™', 'About ConnectedCare™', 'Setup', 'View Referral Status', 'Aged Care Shared Record', 'Palliative Care Shared Record', 'Radiology Referrals', 'Access Map of Medicine' (highlighted with a red box), 'Access Medlab Central Pathology', and 'Access Pathology Associates'.

WDHB Intranet Page



The screenshot shows the WDHB Intranet Page. At the top is the Whanganui District Health Board logo with the tagline 'Te Paari Hauora o Whanganui'. Below the logo is a search bar and a large black box with white text that reads 'IN AN EMERGENCY DIAL 8000'. Underneath is a 'HOTLINKS' section with a list of links: Medical Library, A-Z Online Resource Finder, CRISP, Clinical Resources, Concerto, RIS, Riskman, Tradit, Paging, Spotless Applications, Rosters, eClair Palmerston North, HealthEMIS, Current Vacancies, Web Links, HBL updates, WDHB submissions, and 'Map of Medicine' (highlighted with a red box).

Medtech: via Dashboard



The screenshot shows the Medtech interface's Patient Dashboard. At the top, it displays patient information: 'J3 - C', '15 Feb 2000 14 yrs Female NZ Maori', and '0.00'. Below this is a 'Patient Dashboard V4 WRHN (Procon Limited)' window. The dashboard is divided into several sections: 'Clinical Information' (Medical Warnings, Body Measurements), 'Screening and Monitoring' (Smoking Status), and 'Clinical Management' (Immunisations, Hypertension, Tetanus, BP not recorded). A 'Quick Links' section is visible at the bottom right, with 'Map of Medicine' highlighted by a red box.